

# U2 Medley

## With Or Without You

Doyle Dykes

Open G6 Tuning

- ① = E    ④ = D
- ② = B    ⑤ = G
- ③ = G    ⑥ = D

♩ = 130

1

Harm. -----let ring ----- 4

let ring ----- 4

TAB

3 5 3 5 3 5 7 5 5 10 8 10 8 7 8 7 5 7 5 3

12 0 12

Detailed description: This system contains the first five measures of the piece. The top staff is a treble clef with a 4/4 time signature. The music features a melodic line with many slurs and ties. Below the staff is a guitar TAB with fret numbers and a 'Harm.' (harmonic) section with a 'let ring' instruction. The TAB includes a '12' fret marker on the low E and B strings.

6

Harm.

1/2

let ring -----

5 7 5 5 7 5 7 5 3 1 3 1 3 0

0 7 0

Detailed description: This system contains measures 6 through 11. It continues the melodic and harmonic patterns from the previous system. The TAB includes a '1/2' note on the 7th fret and a 'let ring' instruction. The low E and B strings are marked with '0' and '7'.

12

let ring -----

1 3 1 3 1 3 0 1 3 1 3 0

0 0 0 0 0 0 0 0 0 0 0 0

0 0 0 0 0 0 0 0 0 0 0 0

Detailed description: This system contains measures 12 through 15. The melodic line continues with slurs and ties. The TAB shows a 'let ring' instruction and fret numbers 1, 3, and 0 on the higher strings. The low strings are marked with '0'.

16

Harm. ----- 1

let ring -----

0 0 12 1 3 1 3 1 3 1 3 1 0 (0) 0 (0) 2

12 12 12 0 (0) (0) 0 (0)

Detailed description: This system contains measures 16 through 20. The melodic line continues with slurs and ties. The TAB includes a 'Harm.' section with a 'let ring' instruction and a '1' fret marker. The low strings are marked with '12' and '0'. The higher strings have fret numbers 1, 3, and 0, and some are marked with '(0)'.

21

Musical staff for measure 21, featuring a sequence of eighth notes and chords. A wavy line above the staff indicates a vibrato effect.

let ring

Fretboard diagram for measure 21. The top line shows fret numbers: (0) 0 1 (1) 0. The middle line shows fret numbers: 0 (0) 0 0 (0) 0 (0) 0 0 (1) 3. The bottom line shows fret numbers: 0 0 0 2 5 5 0 0 0 2.

25

Musical staff for measure 25, featuring a sequence of eighth notes and chords. A wavy line above the staff indicates a vibrato effect.

let ring

Fretboard diagram for measure 25. The top line shows fret numbers: 0 (0) 1 0 (0) 0. The middle line shows fret numbers: 0 (0) 0 0 (0) 2 5 5 5 5 5 5 5 7 0 (0) 0 (1) 0. The bottom line shows fret numbers: 0 0 2 2 2 2 2 2 2 2 0 0.

29

Musical staff for measure 29, featuring a sequence of eighth notes and chords. A wavy line above the staff indicates a vibrato effect.

let ring

Fretboard diagram for measure 29. The top line shows fret numbers: 2 (0) 0 2 (0) 0. The middle line shows fret numbers: 2 (0) 0 1 (1) 0 2 (0) 0 2 (0) 0 0 (0) 0 0 (0) 3. The bottom line shows fret numbers: 0 0 2 2 2 2 5 5 5 5 5 5 5 7 0 0 0 0.

33

Musical staff for measure 33, featuring a sequence of eighth notes and chords. A wavy line above the staff indicates a vibrato effect.

let ring

Fretboard diagram for measure 33. The top line shows fret numbers: 0 (0) 0 0 (0) 2. The middle line shows fret numbers: 0 (0) 0 0 (0) 2 5 5 5 5 5 5 5 7 0 (0) 0 (1) 0. The bottom line shows fret numbers: 0 0 2 2 2 2 2 2 2 2 0 0.

37

let ring

41

let ring

45

let ring

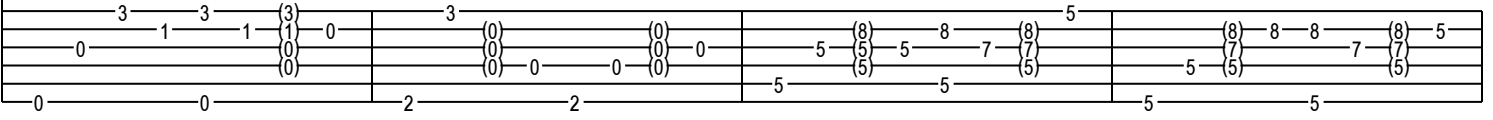
49

let ring


53



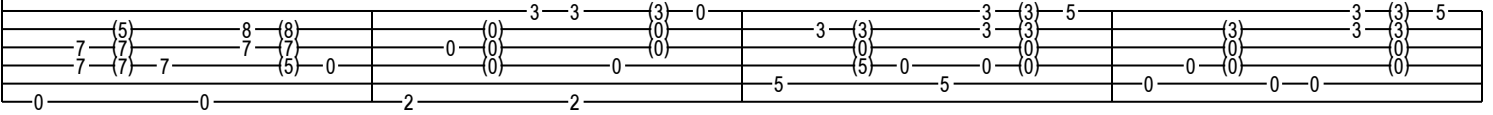
let ring




57



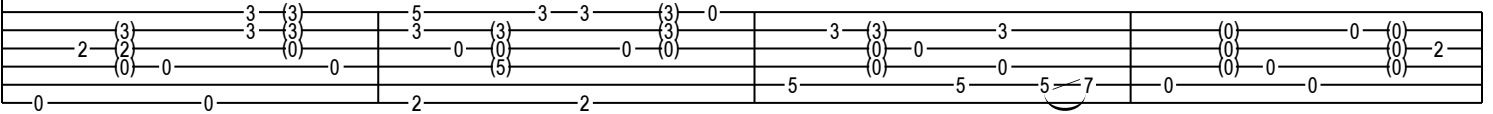
let ring



61



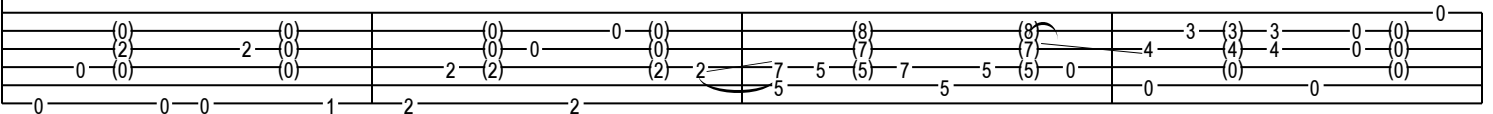
let ring



65



let ring



69

let ring

3 (3) 3 (3) 0 3 (3) 3 0 5 5 8 (8) 5 7 (8) 5 3 0 (3) 3 3 (3) 0

0 0 0 0 2 2 5 5 5 0 0 0 2 0

73

let ring

3 (3) 2 3 (3) 5 3 3 (3) 0 3 (3) 5 3 (3) 5 3 (3) 5

0 0 0 2 2 5 5 5 0 0 0 0 0 0

77

let ring

3 (3) 3 (3) 5 3 3 (3) 0 3 (3) 3 3 5 X 7 7

2 (2) 0 0 0 0 0 0 0 0 0 0 0 0 0 0 0 0 0 0

0 0 2 2 5 5 5 5 5 7 5 0 0 0 0

81

let ring

10 10 10 X 8 X 7 X 3 5 3 (5) 3 5 (3) 7 (7) 8 0 (7)

7 (7) 7 7 X 10 X 8 X 3 X 3 0 0 0 0 0 0 0 0 0 0 0

2 2 7 9 X 9 X 0 5 5 5 5 0 0 0 0 0 0

85

let ring

89


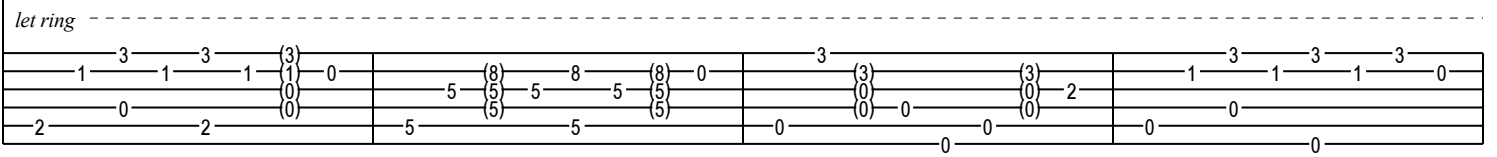
let ring


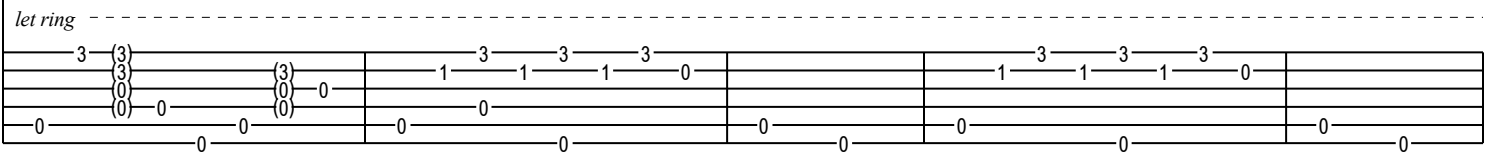
93


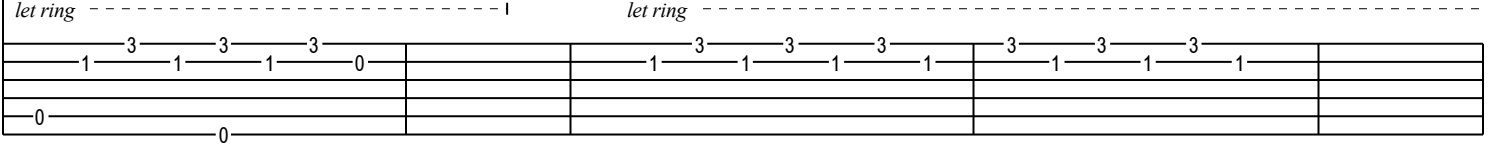
let ring


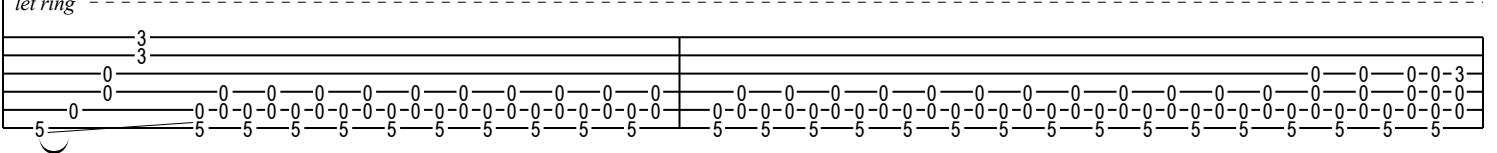
97

let ring

101  *let ring* 

105  *let ring* 

110  *let ring* 

115  *let ring* 

117

let ring

132