

Ocean

(Max Sessions)

John Bulter

Open C Tuning

① = E ④ = C

② = C ⑤ = G

③ = G ⑥ = C

Capo. 4 fret

Moderate ♩ = 75

1

let ring

3-0 4-2-0 4-0 2-0-4-2-0 4-0-4

5 7

Detailed description: This system contains the first two measures of the piece. The top staff is a treble clef with a 4/4 time signature. The music features a melodic line with eighth-note patterns and a bass line with chords. The first measure has a tempo marking 'Moderate' and a quarter note equal to 75. The second measure continues the pattern. Below the staff is a guitar tablature with two systems of strings. The first system shows fret numbers 3, 0, 4, 2, 0, 4, 0, 2, 0, 4, 2, 0, 4, 0, 4. The second system shows fret numbers 5 and 7.

3

let ring

3-0 4-2-0 4-0-2-0-4-0-2-0-2-0 2-0-4-2-0-2-0 2-0-4-2-0 3-0 4-2-0 4-0 2-0-4-2-0 4-0-4

0 4 5 5

Detailed description: This system contains measures 3, 4, and 5. The musical notation continues with similar eighth-note patterns. The tablature for the first system shows fret numbers 3, 0, 4, 2, 0, 4, 0, 2, 0, 4, 0, 2, 0, 2, 0, 2, 0, 4, 2, 0, 2, 0, 4, 2, 0. The second system shows fret numbers 0, 4, 5, 5.

6

let ring

3-0 4-2-0 4-0 2-4-2-0-2-0 2-0 2-0 4-2-0-4-5-4-0-2-0 4-5-4-0 0 0 2-4 0

7 4 0 0

Detailed description: This system contains measures 6, 7, and 8. The musical notation concludes with a final chord. The tablature for the first system shows fret numbers 3, 0, 4, 2, 0, 4, 0, 2, 4, 2, 0, 2, 0, 2, 0, 2, 0, 4, 2, 0, 4, 5, 4, 0, 2, 0, 4, 5, 4, 0. The second system shows fret numbers 7, 4, 0, 0.

♩ = 88

10

let ring let ring let ring

let ring let ring let ring

13

let ring let ring let ring 1 let ring

16

let ring let ring

let ring let ringlet ring let ring 1

19

let ring

let ring -----

22

let ring

0 0 2 2-0 0-2 0 2 2-4 0 4 0 4 4 4 0 0 5 5 0 5 0

0 0 2 2 2-4 4 4 4-5 5 5 5

25

let ring

5 4 0 4 0 5 4 0 0 4 5 4 0 0 0 0 0 0 0 0 0 0 0 0 0

5 5 5 4 4 4 4 4 4 7 7 7 7 7 7 7

5 5 5 5 5 5 5 5 5 5 5 5 5 5 5

♩ = 132

29

let ring *let ring*

2 0 4 0 2 0 4 2 0 0 0 2 0 2 0 0 2 0 4 0 0 0 2 0 4 0 2 0 0 3 0

0 0

31

let ring *let ring*

3 0 4 2 0 0 0 2 0 2 0 4 2 0 4 2 0 0 4 0 0 0 4 0 0 4 0 0 4 5 0 4 0 0 4 5 0 0

0 0


33

let ring *let ring*

2 0 4 0 2 0 4 2 0 0 0 2 0 2 0 0 2 0 4 0 0 0 2 0 4 0 2 0 0 2 0 2 0 3 0

0 0


35



let ring *let ring*

Fingerings: 3-0, 4-2-0, 0-2-0-2-0, 4-2-0, 4-2-0-0, 4-0, 0-4-5, 4-0, 0-4-0-4-5, 0-4-0, 0-4-5, 0-0


37



let ring

Fingerings: 5-0, 5-0, 4-0, 4-0, 0-0-0-0-0-0-0-0-0-0, 0-0-0-0-0-0-0-0-0-0, 7-7-7-7-7-7-7-7-5-5-5-5-5-5, 4-4-4-4-4, 9-9-9-9-9-9-9-9-7-7-7-7-7-5-5-5-5, 0-0-0-0-0-0-0-0-0-0-0-0-0-0-0-0-0-0, 0-0-0-0-0-0-0-0-0-0-0-0-0-0-0-0-0-0, 4-4-4-4-5-5-5-5, 0-0-0-0-0-0-0-0-0-0-0-0-0-0-0-0-0-0


39



let ring *let ring*

Fingerings: 5-0, 5-0, 4-0, 7-0, 7-9, 7-9, 7-9, 7-9, 7-9, 7-7-7-7-7, 0-0-0-0, 4-4-4-4-5-5-5-5, 0-0

41



let ring

Fingerings: 0-0, 3-0, 4-2-0, 0-2-0-2-0, 4-2-0, 0-2-0, 4-0, 9-9, 9-9, 5-5, 5-5, 0, 0-0-0-0

43

let ring

45

let ring

47

let ring

49

let ring

59

let ring

61

let ring

63

let ring

65

let ring

67

let ring

77

let ring

12 12 10 10 12 10 10 10 10 10 10 10 10 10 10 12 12 10 10 12 10 10 10 10 10 10 10 10 10 10

0 0 0 0 0 0 0 12 12 12 12 12 11 11 11 12 12 12 12 0 0 0 0 0 0 0 12 12 12 12 12 12 12 12

0 0

0 0

0 0

79

let ring

12 12 10 10 12 10 10 10 10 10 10 10 10 10 10 12 12 10 10 12 10 10 10 10 10 10 10 10 10 10

0 0 0 0 0 0 0 12 12 12 12 12 11 11 11 12 12 12 12 0 0 0 0 0 0 0 12 12 12 12 12 12 12 12

0 0

0 0

0 0

81

let ring

0 0

12 12 12 11 11 11 9 9 9 7 7 7 5 5 5 4 4 4 4 4 4 4 4 4 4 4 4 4 4 4 4

0 0

12 12 12 11 11 11 9 9 9 7 7 7 5 5 5 4 4 4 4 4 4 4 4 4 4 4 4 4 4 4 4

0 0

0 0

83

let ring

12 12 10 10 12 10 10 10 10 10 10 10 10 10 10 12 12 12 12 12 12 12 12 12 12 12 12 12 12 12 12

0 0 0 0 0 0 0 0 12 12 12 12 12 11 11 11 12 12 12 12 12 12 12 12 12 12 12 12 12 12 12 12

0 0

0 0

0 0

85

let ring

7 0 7 0 8 0 8 0 12 0 12 0 10 0 10 0

7 0 7 0 9 0 9 0 12 0 12 0 10 0 10 0

0 0 0 0 0 0 0 0 0 0 0 0 0 0 0 0

87

let ring

7 0 7 0 3 0 3 0 12 0 12 0 10 0 10 0

7 0 7 0 4 0 4 0 12 0 12 0 10 0 10 0

0 0 0 0 0 0 0 0 0 0 0 0 0 0 0 0

89

let ring

7 0 7 0 7 0 7 0 5 0 5 0 4 0 4 0

7 0 7 0 7 0 7 0 5 0 5 0 4 0 4 0

0 0 0 0 0 0 0 0 4 4 4 4 5 5 5 5

91

let ring

0 0 0 4 5 4 0 0 4 0 4 5 0 4 0 0 4 0 5 0 5 0 4 4 5 5

0 0 0 4 5 4 0 0 4 0 4 5 0 4 0 0 4 0 5 0 5 0 4 4 5 5

0 0 0 4 5 4 0 0 4 0 4 5 0 4 0 0 4 0 5 0 5 0 4 4 5 5

103

The image shows a musical score for guitar, starting at measure 103. The notation consists of six staves. The top staff is a standard musical staff with a treble clef, containing a melodic line. The five lower staves are guitar strings, each with a corresponding line of numbers (0-5) representing fret positions. The first string has many 0s, with some 5s and 7s. The second string has mostly 0s, with some 5s and 7s. The third string has mostly 0s, with some 5s and 7s. The fourth string has mostly 0s, with some 5s and 7s. The fifth string has mostly 0s, with some 5s and 7s. The sixth string has mostly 0s, with some 5s and 7s. The score ends with a double bar line and a sharp sign.